



Home learning booklet

Burrows 1



Monday

Maths

Phonics

Reading

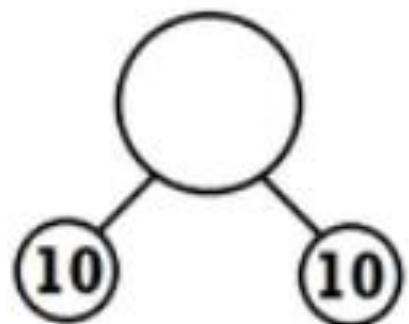
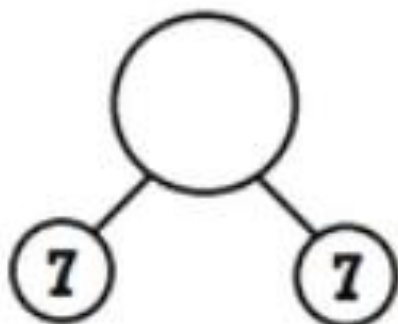
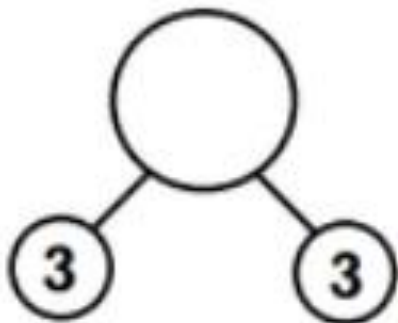
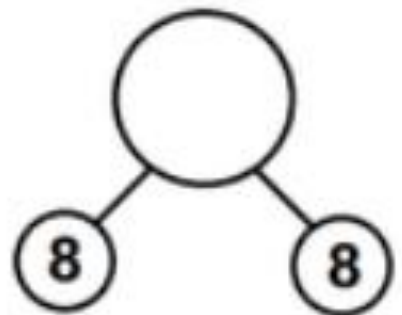
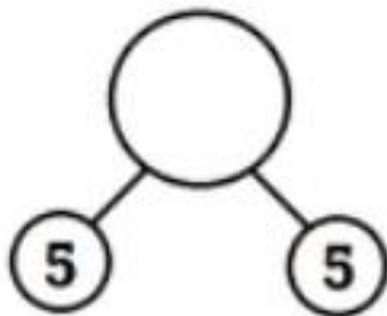
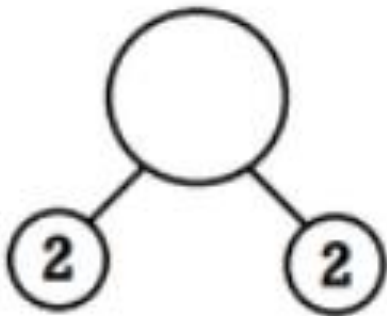
Literacy

Link to story on youtube.

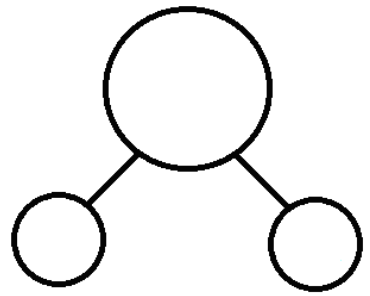
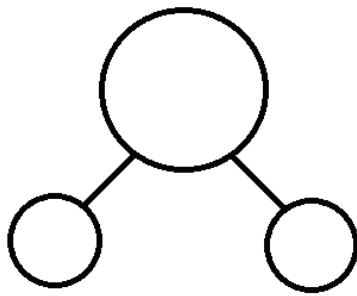
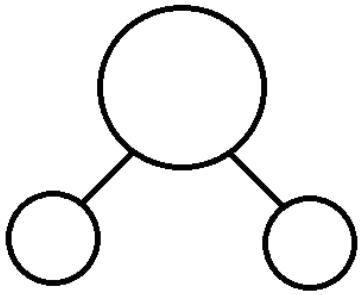
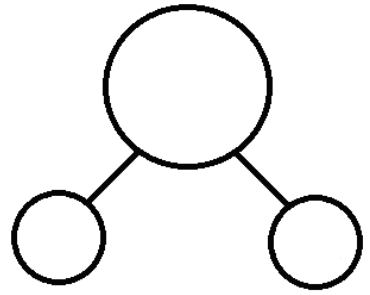
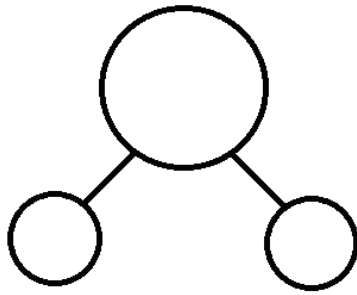
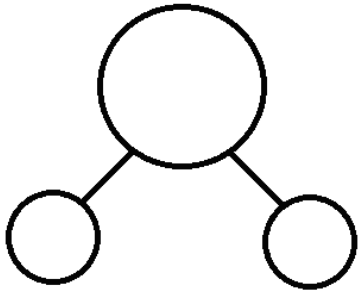
<https://www.youtube.com/watch?v=489micE6eHU>

30.11.2020

Maths- I can double amounts using part, part whole diagrams.



Now see if you can make your own
doubling diagrams!



Great work!



Draw a line to the matching picture when you have read each word.

rain



feet

sheep



light

coat



tail

goat



night



Choose two words and write them in a sentence of your own.

Here is mine

I can see the moon at night.

30.11.2020 Reading-

Explain clearly what they understand about a text that they have read

Read the captions and identify the crayon! Who is it?

"I am the most exhausted crayon to ever exist- there's hardly anything left of me after you coloured in half of the zoo animals! Who am I?"



"Duncan, I really do enjoy being your crayon but I am getting frustrated with my arguing friends- please help! Who am I?"



"I work harder than anybody else; I need a rest! Who am I?"



"HELLLLLLLLP! I am going to completely disappear if you carry on using me as much as you are. Give me a break! Who am I?"



Literacy 30.11.2020

This week we are going to plan to write a letter to Duncan from our new rainbow crayon. Write adjectives (describing words) to describe the new crayon, how is he feeling? Is he enjoying the colouring?





Tuesday

Maths




Phonics

Reading

Literacy

1.12.2020 Maths- I can identify doubles.

Tick the picture if it shows a double.

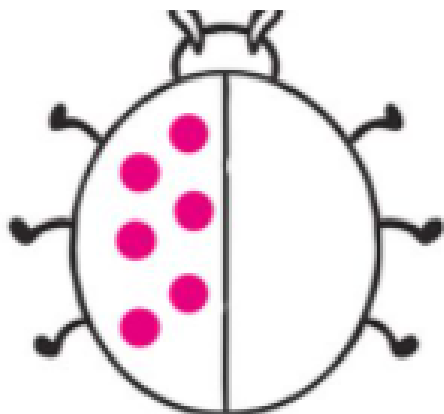



1.12.2020 Complete the ladybirds and find the doubles then write the number sentence next to them.



$$\underline{\quad} \times 2 =$$

$$\underline{\quad} + \underline{\quad} = \underline{\quad}$$



1.12.2020 Reading - Answer the questions about the book.

The Day the Crayons Quit



Which word describes how
gray crayon feels?

lazy, tired, kind

#7

The Day the Crayons Quit



TRUE or FALSE
Gray is tired because it is
used to color big animals.

#8

The Day the Crayons Quit



What crayon is used to
color wheat?

#5

The Day the Crayons Quit



Which word describes how
beige crayon feels?

sad, cold, sick

#6

Day the Crayons Quit



Which crayon says that it
works harder than the
others?

#1

The Day the Crayons Quit

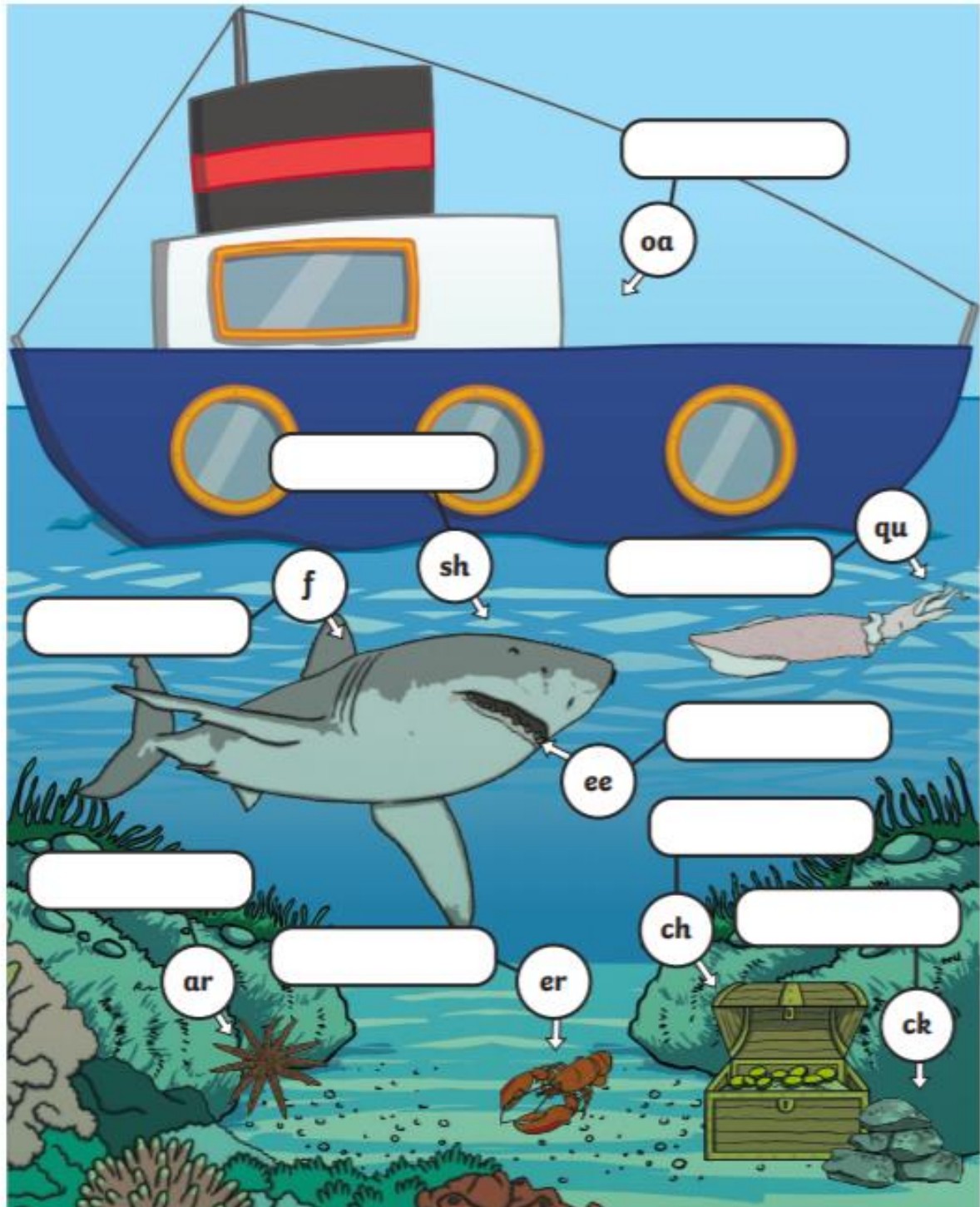


Which word describes how
red crayon feels?

happy, old, overworked


#2

Phonics - 1.12.2020 Fill in the missing words.



Literacy- I can write the beginning of my letter.

Remember to write the date, and who its too, also begin with how the rainbow crayon is feeling.



A large rectangular box with a thin gray border, containing seven horizontal gray lines for writing. The lines are spaced evenly and are intended for the student to write the beginning of their letter.



Wednesday

Maths

Phonics

Reading


Literacy

2.12.2020 Maths

Can I solve problems by dividing?



Half of 4 is



Half of 14 is

Draw a line to the matching picture when you have read each word.

surf



owl



boil



tears



town



coins

COW



ear

Choose two words and write them in a sentence of your own.

Here is mine

I can see the cow at the farm.

Reading- Can you complete the letter with the missing words?

HEY DUNCAN,
It's me, PEACH CRAYON.
WHY did you [] off
my paper wrapping??
Now I'm [] and too
embarrassed to leave the
crayon box.
I don't even have ~~any~~ any
underwear! How would
you like to go to
[] naked? I need
some clothes. HELP!
Your naked []
PEACH Crayon

Literacy 2.11.2020

Write the problem rainbow crayon has, what have you chosen for the problem for Rainbow crayon?

A writing area consisting of five horizontal lines and two vertical lines forming a frame. The lines are evenly spaced and intended for the student to write their response to the question above.



Thursday

Maths


Phonics

Reading

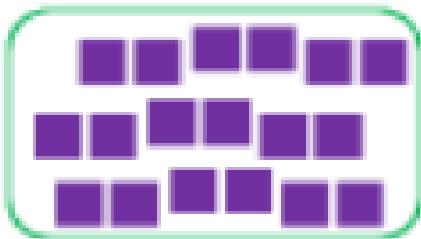
Literacy

Maths- 3.12.2020

Use items such as pennies to help share them between two.




Half of 6 =




Half of 18 =



Half of 10 =

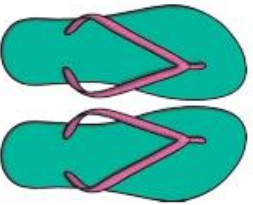


Half of 14 =

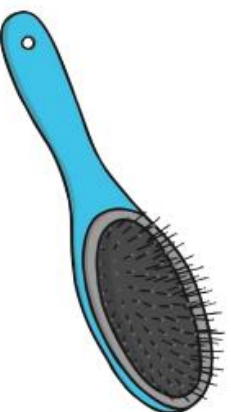


Half of 2 =

Clair at the Funfair




It was hot. Clair sat on a chair to put on a pair of red flip-flops.



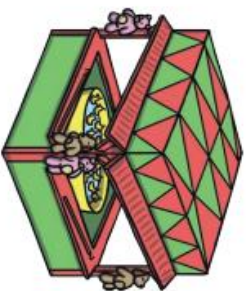
Then, she brushed her short hair and put in a clip.



After that, she set off to the park. Clair went to the funfair at the park. The fair was fun.



At the park, she met Gair. They went to get a ticket together. The fair ticket was silver.



Clair and Gair had lots of fun. Clair went to the hook-a-duck. She got a duck and then a doll.



Gair had to finish at the fair, as his mum was waiting. He felt it was unfair, as Clair was still at the park. He might go back again the next day.

Reading- read the story and underline the air sound in the story.

Literacy-

How is Rainbow crayon going to end the letter, think about if he is enjoying being a crayon or if he is tired out all time.



Friday

Maths

Phonics

Reading

Literacy

Maths- 4.12.2020

Complete the halving number sentences below.

$$12 \div 2 = \underline{\hspace{2cm}}$$


$$8 \div 2 = \underline{\hspace{2cm}}$$


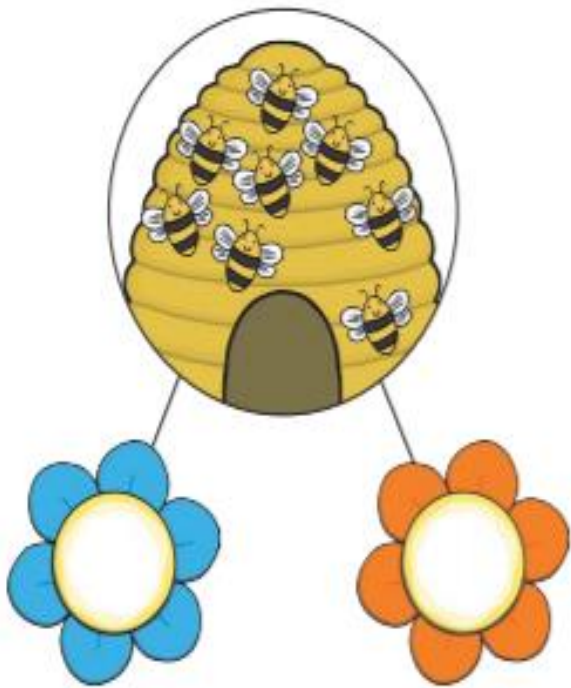
$$6 \div 2 = \underline{\hspace{2cm}}$$

$$4 \div 2 = \underline{\hspace{2cm}}$$

$$10 \div 2 = \underline{\hspace{2cm}}$$

Halve the bees on flowers and write number sentence below.





4.12.2020

Phonics

Draw a line to the matching picture when you have read each word.

jam



vet

web



box



zip



6



quack



six



yell

Choose two words and write them in a sentence of your own.

Here is mine

The spider is on the web.

Reading 4.12.2020

Complete the missing words in the letter.

Duncan,

OKay, LISTEN HERE, KID!

You have not used me in ~~the~~
the past year.

Its because you think I am a GIRLS
color, isn't it? speaking of which,
please tell your sister I
said thank you for using me to color
in her "LITTLE PRINCESS" coloring
book. I think she did a FABULOUS
job of staying inside the lines!

Now, back to us. Could you PLEASE
use me sometime to color the occasional
PINK DINOSAUR or or
cowboy? Goodness knows they could
use a splash of color.

Your friend,
Pink crayon

Literacy- Write up all the letter today from this weeks work.

A large rectangular box with a thin grey border, intended for writing. It contains several horizontal lines for text entry. The lines are arranged as follows: one line on the right side near the top; one line on the left side; a set of four lines spanning the width of the box; and two lines on the right side near the bottom. The bottom right corner of the box is folded over, creating a triangular flap.