

# MATHS


## WARM-UP

- USE THE FOLLOWING SONG AND ENCOURAGE YOUR CHILD TO JOIN IN WITH THE SONG AND DO THE ACTIONS.

[HTTPS://YOUTU.BE/UGL7XYEVEAY](https://youtu.be/UGL7XYEVEAY) - HARTMAN  
COUNT TO 10.

## LET'S LOOK AT SHAPES.

IN NURSERY WE LOOK AT THE 4 MAIN SHAPES - CIRCLE, SQUARE, TRIANGLE AND RECTANGLE.



[HTTPS://YOUTU.BE/WOU-AJ7P8SE](https://youtu.be/WOU-AJ7P8SE)

FOLLOW THE ABOVE LINK TO MISTER MAKER, ' I AM A SHAPE' SONG. PLAY MUSICAL STATUES TO THE MUSIC AND WHEN THE MUSIC STOPS ASK YOUR CHILD WHAT SHAPE IT IS.

# PHONICS

IT WOULD BE FANTASTIC IF YOU COULD DO SOME SIMPLE PHONICS ACTIVITIES WITH YOUR CHILDREN. BELOW ARE SOME FUN, PHONICS LEARNING CLIPS TO WATCH WITH YOUR CHILD. IT WILL BE HELPFUL TO GET YOUR CHILD TO JOIN IN WITH THE SOUNDS AS THEY ARE REPEATED.

[HTTPS://YOUTU.BE/T4FVEL8MIVS](https://youtu.be/t4fvcl8mivs) - PHASE 1 PHONICS SOUNDS-SET 1

## ANIMAL SOUNDS

SING OLD MCDONALD HAD A FARM TOGETHER WITH YOUR CHILD. REMIND THEM TO LISTEN CAREFULLY TO WHAT ANIMAL YOU ARE GOING TO SAY AND THEN ASK THEM TO MAKE THE SOUND OF THAT ANIMAL.

TODAY INCLUDE FARM ANIMALS:

COW

SHEEP

CHICKEN

DOG



## LITERACY



I WOULD LOVE TO HEAR ABOUT YOUR FAVOURITE BOOK.

- 1) PLEASE TALK TO YOUR CHILD ABOUT THE 'BLURB'  
(INFORMATION ABOUT THE BOOK ON THE BACK)
- 2) LOOKING AT THE FRONT COVER, CAN THEY TELL YOU  
WHAT CHARACTERS ARE IN THE BOOK FROM THE  
PICTURES?
- 3) READ THE BOOK TOGETHER SLOWLY TAKING TIME TO  
TALK ABOUT THE ILLUSTRATIONS ON EACH PAGE AND  
THE CHARACTERS IN THE BOOK.

CAN YOU DRAW A PICTURE OF A CHARACTER FROM YOUR  
FAVOURITE BOOK?

( I WOULD LOVE TO SEE PICTURES OF YOU READING  
THE BOOK OR VIDEOS OF YOU TALKING ABOUT IT)





## CREATIVE



WHY NOT MAKE USE OF THOSE TOILET ROLL HOLDERS BY ROLLING THE TUBE IN PEANUT BUTTER (BE ALLERGY AWARE!) OR BUTTER/ LARD AND THEN INTO EITHER BIRD SEEDS OR BREAKFAST CEREALS. THREAD STRING THROUGH THE TUBE AND HANG FROM A TREE.

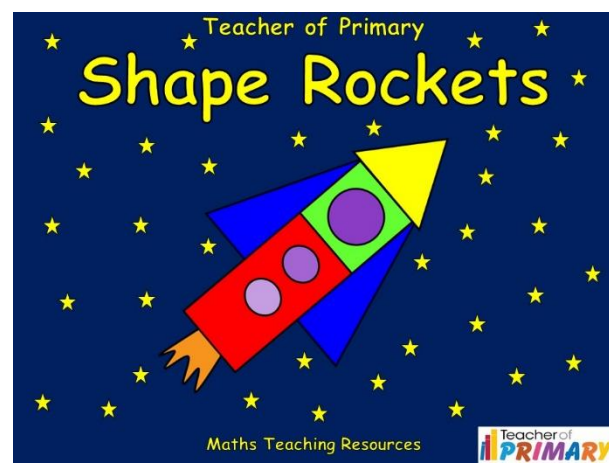
THE BIRDS LOVE IT !!

## WHAT BIRDS CAN YOU SEE?

SHOW ME PICTURES OF YOUR CREATIONS ON  
TWITTER OR TAPESTRY.



# MATHS



USE COTTON BUDS, STRAWS OR LOLLY STICKS TO MAKE A SQUARE, TRIANGLE AND A RECTANGLE. BY ADDING OR TAKING AWAY SOME COTTON BUDS CAN THEY CHANGE THE RECTANGLE INTO A SQUARE? HOW ABOUT THE TRIANGLE INTO A SQUARE?


CAN YOU LOOK AT SOME PICTURES AND SEE THE SHAPES WITHIN IT?







## PHONICS



SING OLD MCDONALD HAD A FARM AGAIN REMINDING YOUR CHILD TO LISTEN OUT FOR SOME DIFFERENT ANIMALS THIS TIME.



SING THE SONG BUT MIX IT UP BY SAYING THE FOLLOWING ANIMALS:

LION

MONKEY

SNAKE

ELEPHANT




shutterstock.com • 361764005

CAN YOUR CHILD MAKE THE ANIMAL SOUNDS?

# TUESDAY

## LITERACY

# ELMER



IN OUR STORY, ELMER GOES THROUGH THE JUNGLE AND SAYS 'GOOD MORNING' TO THE JUNGLE ANIMALS.

TODAY I THOUGHT YOU COULD FIND SOME INFORMATION ABOUT THE JUNGLE OR ELEPHANTS USING THE INTERNET AND A GROWN UP TO HELP YOU.

I WOULD LOVE YOU TO WRITE 5 FACTS THAT WE COULD SHARE AS A CLASS.

EG: ELEPHANTS ARE THE LARGEST LAND MAMMALS ON EARTH.

### Animal **FACT** FILE

Name:	
Picture:	Description:
	Habitat:
	Diet:
Other interesting facts:	

© Copyright 2014 www.spinkids.co.uk





# Animal FACT FILE

Name:

Picture:

Description:


Habitat:

Diet:

Other interesting facts:



## CREATIVE



ON YOUR DAILY WALK OR IN YOUR GARDEN  
SEARCH FOR SOME LOVELY LEAVES AND  
FLOWERS AND PAINT THEM TO CREATE A  
LOVELY PICTURE. YOU CAN PRINT ONTO  
KITCHEN PAPER TOO. I CAN'T WAIT TO SEE  
YOUR CREATIONS!



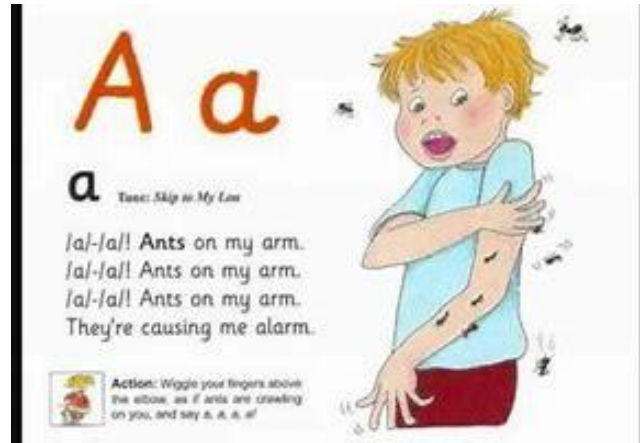
S

# Wednesday

THE CHILDREN LOVE THIS ACTIVITY!!

GET A PIECE OF PAPER, A PENCIL AND YOUR PHONE AND GO ON A SHAPE HUNT WITH YOUR CHILD. LOOK AT A CIRCLE, TRIANGLE, SQUARE AND RECTANGLE AND SEARCH FOR ITEMS AROUND YOUR HOME OR GARDEN THAT ARE THESE SHAPES. TAKE PHOTOS OR A VIDEO AND POST OF TAPESTRY OR TWITTER.





## PHONICS

YOU CAN ALSO INCORPORATE SOME SCREEN TIME WATCHING AND JOINING IN WITH THE JOLLY PHONICS SONGS ON YOU-TUBE. WE SING ALONG TO THESE DAILY IN NURSERY AND COPY THE ACTIONS TOO. THESE ARE VERY USEFUL TO HELP CHILDREN IN THE LEAD UP TO THEM LEARNING TO READ AND FOR THEM TO RECOGNISE WHAT SOUNDS EACH LETTER MAKES.

[HTTPS://YOUTU.BE/WDABIA4RFFE](https://youtu.be/wdabia4rffe)



## LITERACY

WATCH THE AUTHOR READ THE BOOK ELMER. DISCUSS  
WHAT JOB THE AUTHOR DOES AND ALSO THE  
ILLUSTRATOR.

ASK YOUR CHILD TO JOIN IN WITH THE WORDS AND  
SOME OF THE ACTIONS. IS IT OK TO BE DIFFERENT?  
WHAT MAKES YOUR CHILD DIFFERENT TO YOU? DO YOU  
HAVE DIFFERENT HOBBIES, COLOURED HAIR, EYE COLOUR  
ETC.

CAN YOU CREATE AN ELEPHANT FOR ELMER DAY USING  
YOUR COLOURED PENCILS, FELT TIPS OR PAINTS.

